


DIVISION OF BUILDING SAFETY

IDAHO PLUMBING BOARD
VIDEOCONFERENCE MEETING

SEPTEMBER 17, 2020



IDAHO PLUMBING BOARD

Agenda Item No. 01

Agenda and Minutes

PRESENTER: Matt Gardner, Chairman

OBJECTIVE: Approve the Idaho Plumbing Board's September 17, 2020 Agenda, August 13, 2020 Special Meeting Minutes, February 12, 2020 Special Meeting Minutes and January 16, 2020 Meeting Minutes.

ACTION: Consent

BACKGROUND:

**PROCEDURAL
HISTORY:**

ATTACHMENTS: Tentative Agenda and Draft Minutes



TENTATIVE AGENDA

NOTICE OF PUBLIC MEETING

IDAHO PLUMBING BOARD MEETING

**Division of Building Safety
1090 East Watertower Street, Suite 150, Meridian
1250 Ironwood Drive, Suite 220, Coeur d'Alene
155 North Maple Street, Blackfoot**

**Teleconference – 877-820-7831--529619
dbs.idaho.gov – (208) 332-7137**

Thursday, September 17, 2020

**9:30 a.m. – 1:30 p.m. (MDT)
8:30 a.m. – 12:30 p.m. (PDT)**

**MASKS ARE REQUIRED FOR BOARD ROOM ATTENDANCE OR
TELECONFERENCING IS AVAILABLE AT THE NUMBER REFERENCED ABOVE**

9:30 a.m. CALL TO ORDER – Matt Gardner, Chairman

- Roll Call & Introductions
- Open Forum
 - City and County Concerns

CONSENT AGENDA

1. Approval of the September 17, 2020 Agenda, and Meeting Minutes for August 13, 2020 (Special), February 12, 2020 (Special) and January 16, 2020 – Matt Gardner

ACTION AGENDA

2. Standards Set by CTE for Apprentice Schooling – Adrian San Miquel, CTE
3. Practical Exam – John Nielsen
4. Schedule 2021 Board Meetings – Matt Gardner
5. Waiver of Permit Fees of Those Affected by Wildfires – Ron Whitney, Administrator

INFORMATIONAL AGENDA

6. Plumbing Apprentice Course – Porter House, Inc.

7. Jurisdictions Checking Licensure – Garret Christoffersen, City of Idaho Falls
8. Definition of Bathroom Group – John Nielsen
9. Section 507.25 Accessibility for Service--Water Heaters – John Nielsen
10. Program Manager Report – John Nielsen
 - Clarification of Apprentice Hours
 - Plumbing Apprentice Testing Standards
 - Compliance Report
11. Administrator Report – Ron Whitney
 - Financial Report

1:30 p.m. ADJOURN

For additional agenda information, refer to the packet, available one week prior to this meeting, at the DBS's central and regional offices and <https://dbs.idaho.gov/boards/pbboard/pbmeetings.html>.

All times, other than beginning, are approximate and scheduled according to Mountain Daylight Time (MDT), unless otherwise noted. Agenda items may shift depending on the Idaho Plumbing Board's preference. 09/15/2020r

**IDAHO PLUMBING BOARD
SPECIAL TELECONFERENCE/
VIDEOCONFERENCE MEETING**

Thursday – August 13, 2020 – 11:00 a.m. (MDT)

**Division of Building Safety
1090 East Watertower Street, Suite 150, Meridian
1250 Ironwood Drive, Suite 220, Coeur d'Alene
155 North Maple Street, Blackfoot**

DRAFT MINUTES OF THE AUGUST 13, 2020 SPECIAL MEETING

NOTE: The following report is not a verbatim transcript of the discussions at the meeting; however, is intended to record the significant features of those discussions.

Chairman Matt Gardner called the special meeting to order at 10:58 a.m. (MDT)

Board Members Present:

Matt Gardner, Chairman
Gilbert Pond, Vice-Chairman
John Kierce
Rick Garrett
Bob King

DBS Staff Members Present:

Ron Whitney, Administrator
Patrick J. Grace, Deputy Administrator
Spencer Holm, Deputy Attorney General
Larry Jeffres, Regional Manager, Region 1
Adam Bowcutt, Regional Manager, Region 3
John Nielsen, HVAC Program Manager
Renee Bryant, Administrative Assistant 2

♦ **Vote to Authorize Notice of Omnibus Rulemaking – Adoption of Proposed Rule and Notice of Omnibus Fee Rulemaking – Adoption of Proposed Fee Rule with Regard to IDAPA 24.39.20, (Formerly 07.02.02) in Docket Number 24-0000-2000F**

For administrative rules to continue to be effective, the legislature has to reauthorize them each year. This year, similar to last year, the legislature did not reauthorize any rule that had a fee in it. To ensure the fee rules remain in place, the Governor's office has promulgated them on a temporary basis. The Board has authority over the rules, and as part of the rulemaking process, DBS asked for approval to place the rules in a proposed state. Once approved, the rules will be published in the Idaho Administrative Bulletin for possible reauthorization at the 2021 legislature.

The substance of the rules have not changed since presented to the legislature in 2020; however, DBS has been moved under the Division of Occupational and Professional Licensing (IDOPL). Therefore, the IDAPA rules under the Idaho Plumbing Board have been recodified from 07.02.02 to 24.39.20.

When asked, Administrator Ron Whitney explained, in detail, the procedure in which the Division is now under IDOPL and the IDAPA rule numbers have changed.

♦ **MOTION:** Rick Garrett made a motion to vote to Notice of Omnibus Rulemaking – Adoption of Proposed Rule and Notice of Omnibus Fee Rulemaking – Adoption of Proposed

Fee Rule with Regard to IDAPA 24.39.20, (formerly 07.02.02) in Docket Number 24-0000-2000F. Gilbert Pond seconded. Roll Call: Rick Garrett made motion, Gilbert Pond seconded, John Kierce-Aye, Bob King-Aye, and Matt Gardner-Aye. All in favor, motion carried.

◆ **WebEx**

With the Coronavirus requirements, and limited space at the Division's three office locations, DBS is looking into Cisco WebEx, an online meetings program that is compatible with its current teleconference and videoconference systems. The objective is to use WebEx at the Board's next meeting in September.

◆ **Adjournment**

MOTION: John Kierce made a motion to adjourn the meeting.

The meeting adjourned at 11:18 a.m. (MDT)

MATT GARDNER, CHAIRMAN
IDAHO PLUMBING BOARD

RON WHITNEY, ADMINISTRATOR
DIVISION OF BUILDING SAFETY

DATE

DATE

These DRAFT minutes are subject to possible correction and final approval by the Idaho Plumbing Board. 08/21/2020rb

**IDAHO PLUMBING BOARD
SPECIAL TELECONFERENCE/
VIDEOCONFERENCE MEETING**

Wednesday – February 12, 2020 – 10:00 a.m. (MST)

**Division of Building Safety
1090 East Watertower Street, Suite 150, Meridian
1250 Ironwood Drive, Suite 220, Coeur d'Alene
155 North Maple Street, Blackfoot**

DRAFT MINUTES OF THE FEBRUARY 12, 2020 SPECIAL MEETING

NOTE: The following report is not a verbatim transcript of the discussions at the meeting; however, is intended to record the significant features of those discussions.

Chairman Matt Gardner called the special meeting to order at 10:00 a.m. (MST)

Board Members Present:

Chairman Matt Gardner
Rick Garrett
John Kierce
Bob King

DBS Staff Members Present:

Chris L. Jensen, Administrator
Ron Whitney, Deputy Administrator
Patrick J. Grace, Regional Manager, Region 2
Adam Bowcutt, Regional Manager, Region 3
Chuck Knapp, Regional Supervisor, Region 1
John Nielsen, HVAC Program Manager
Renee Bryant, Administrative Assistant 2

◆ **Authorize Notice of Adoption of Temporary Rule Regarding IDAPA 07.07.01**

At the adjournment of the 2019 Legislative Session, a concurrent resolution to extend the current administrative rules was not approved; therefore, all agencies with governing boards/commissions had to approve the re-adoption of their rules. In anticipation of the possibility of it happening again, the Board has been asked by the Governor's office to once more approve the re-adoption of their rules. The temporary rules are conditional and will only become effective at sine die if the pending rules are not approved or rejected by the 2020 Legislature.

Based on the memorandum provided by the Division, and specifically the Governor's findings concerning the adoption of temporary rules, the following motion was made.

MOTION: Rick Garrett made a motion to accept the authorization for the adoption of the temporary rules, 07.02.02, as related to the Plumbing Board. John Kierce seconded. All in favor, motion carried.

Upon further discussion, Board Member Garrett amended his motion to include that on behalf of the Board, the Administrator has the authority to make/approve all notices and filings under the rulemaking process.

AMENDED MOTION: Rick Garrett amended the motion to include the Board delegate to the Administrator the authority to make and approve all notices and filings under the rulemaking process. John Kierce seconded. All in favor, motion carried.

◆ **Adjournment**

MOTION: John Kierce made a motion to adjourn the meeting.

The meeting at 10:07 a.m. (MST)

MATT GARDNER, CHAIRMAN
IDAHO PLUMBING BOARD

CHRIS L. JENSEN, ADMINISTRATOR
DIVISION OF BUILDING SAFETY

DATE

DATE

These DRAFT minutes are subject to possible correction and final approval by the Idaho Plumbing Board. 02/12/2020rb

**IDAHO PLUMBING BOARD
VIDEOCONFERENCE MEETING**

Thursday – January 16, 2020 – 9:30 a.m. (MST)

**Division of Building Safety
1090 East Watertower Street, Suite 150, Meridian
1250 Ironwood Drive, Suite 220, Coeur d'Alene
155 North Maple Street, Blackfoot**

***DRAFT MINUTES OF THE JANUARY 16, 2020 MEETING**

NOTE: The following report is not intended to be a verbatim transcript of the discussions at the meeting but to record the significant features of those discussions.

Chairman Matt Gardner called the meeting to order at 9:31 a.m. (MST)

Board Members Present:

Matt Gardner, Chairman
Gilbert Pond, Vice-Chairman
Rick Garrett
Bob King
John Kierce

DBS Staff Members Present:

Chris L. Jensen, Administrator
Ron Whitney, Deputy Administrator
Spencer Holm, Deputy Attorney General
John Nielsen, Plumbing Program Manager
Adam Bowcutt, Regional Manager, Region 3
Gary Sonnen, Regional Supervisor, Region 1
Amy Kohler, Compliance Program Specialist

◆ **Acknowledgement**

Bob King and John Kierce, At-Large Representatives, were welcomed to the Board.

◆ **Open Forum**

City/County Concerns – Through DBS, Garret Christoffersen, City of Idaho Falls Plumbing/Mechanical Inspector, asked the topic *Jurisdictions Checking Licensure* be placed as an informational item on the agenda for the next board meeting. The City of Idaho Falls interpretation of the statute is the city does not have the authority nor responsibility to check licenses on job sites within the city limits, only the state.

ACTION: The topic *Jurisdictions Checking Licensure* to be placed on the March 19, 2020 board meeting agenda as an informational item.

Definition of Bathroom Group – Steve Bennett, College of Western Idaho, asked the Board to consider amending the definition of “Bathroom Group” in the 2017 Idaho Code as it makes horizontal wet venting a very questionable proposition; affecting the first part of horizontal wet venting where it says a bathroom group can be horizontally wet vented. The 2017 code reads, “Any combination of fixtures, not to exceed one water closet, two lavatories, either one bathtub or one combination bath/shower, and one shower, and may include a bidet and an emergency floor drain.” The definition in the 2009 Idaho Code is a three-fixture minimum. Mr. Bennett recommended replacing the definition in the 2017 Idaho Code with the definition from the 2009 Idaho Code, removing the word “urinal”.

Plumbing Program Manager John Nielsen agreed the definition of “Bathroom Group” could be more clearly defined; however, would not remove urinals. His interpretation of a horizontal wet vent in a bathroom group is a bathtub or tub/shower, toilet, and lavatory, beyond that additional fixtures can be added.

With no objections from the Board, the topic *Definition of Bathroom Group* will be placed as an informational item on the agenda for the next meeting.

ACTION: The topic *Definition of Bathroom Group* to be placed on the March 19, 2020 board meeting agenda as an informational item.

♦ **Approval of the January 16, 2020 Agenda, September 19, 2019 Meeting Minutes and October 2, 2019 Special Meeting Minutes**

MOTION: Gilbert Pond made a motion to approve the agenda and meeting minutes as presented. Rick Garrett seconded. All in favor, motion carried.

♦ **IDAPA 07.02.05 Mobile Home Installer Licensing**

This is in conjunction with a statute change being ran at the 2020 Legislature to eliminate the mobile home set-up or installer license from the plumbing rule as they are regulated for licensure in their own statute. Upon approval of the change in statute, a proposed rule change, provided in the packet, will be submitted to the 2021 Legislature. Although mobile home set-up or installers will no longer be required to obtain a plumbing license, they will still be able to pull permits to get their mobile home connections.

Upon sine die of the 2020 Legislature, end of March, Plumbing Program Manager Nielsen will begin the process of negotiated rulemaking. Therefore, the topic *IDAPA 07.02.05 Mobile Home Installer Licensing* does not need to be placed on the agenda for the March 19, 2020 board meeting.

♦ **Practical Exam**

There has been no progress made on this issue. Individuals taking a four-year school program in Idaho have an option to take the practical exam; however, those from out-of-state do not. Mark Hosick, UA Local 296, brought forth a drawing where the individual must draw, electronically or on paper, the building by code. This type of practical could be done the same day they take their journeyman test from one of the Division’s three office locations.

Board Members Rick Garrett and Gilbert Pond support the possibly of moving the drawing to the practical portion of the journeyman test. The practical is already in rule; therefore, it would require changing the practical exam from out in the field and putting fixtures together to a paper/electronic drawing.

Board Member Gilbert Pond stated it would be beneficial to have at least one subcommittee meeting to review any ideas and/or drawings prior to the March 2020 board meeting. Several audience members, including Board Member Pond, offered to participate on the subcommittee.

Board Member John Kierce offered, and the Chairman agreed, to provide the board members with copies of the drawing shown by Mr. Hosick.

Deputy Attorney General Spencer Holm clarified for the Board to direct the Division to make changes to the practical exam, the topic *Practical Exam* will need to be placed as an action item on the March 2020 board meeting agenda.

ACTION: The topic *Practical Exam* to be placed on the March 19, 2020 board meeting agenda as an action item.

♦ **Apprentices--Proof of Employment and Schooling**

A question has been brought up that the way the plumbing rule reads it can be interpreted that anybody could show 16,000 hours and be able to sit for the journeyman exam. Currently, if an individual wants to come in and register as an apprentice, they are not required to show they are working for anyone. An individual can also go to school and not be registered. However, once school is completed, they must come in and show four years of on-the-job-training in Idaho. This issue has also been broached to the HVAC Board where it was argued the 16,000 hours is in the journeyman qualifications portion of the licensure rules for out-of-state individuals under the title Out of State Journeyman Applications. It was explained titles do not hold any authority nor are the law.

For the next meeting, the Board asked the Plumbing Program Manager to meet with the Deputy Attorney General to define the appropriate apprentice hours, as well the qualifies for instate and out-of-state individuals to take the journeyman test.

ACTION: The topic *Clarification of Apprentice Hours* to be placed on the March 19, 2020 board meeting agenda under the Plumbing Program Manager Report.

♦ **Inspectors Working in the Trade**

At the September 2019 meeting, there was concern a city/county inspector was running their business, as well as providing plumbing services, in the city/county they were employed; causing concern of a conflict of interest. Statute does not allow DBS inspectors to practice or work in the trade. A request was to change the statute to include city/county inspectors; however, the statute only pertains to DBS inspectors. Teri Ottens, Idaho Association of Building Officials (IDABO) Representative, explained IDABO has a conflict of interest statute that says you can't work in your own jurisdiction. You can have a business, you can do work outside your jurisdiction, but you can't within. Also, having worked for the Association of Idaho Cities, Ms. Ottens stated almost every city has a policy that says if you do outside work you have to get permission from the city. It was suggested the individual in question contact IDABO. Hearing no further discussion, Chairman Gardner tabled this topic until further notice.

♦ **Program Manager Report**

Legislation – A statute change regarding the 24-month expiration date upon a license expiring is at the 2020 Legislature. Upon approval, and to coincide with statute, the Division will submit the proposed rule change to the 2021 Legislature Session.

Proposed Code Change-Water Heaters – The Plumbing Program Manager has spoken to Dan Ediger, City of Boise Plumbing Inspection Supervisor. The Uniform Plumbing Code is vague when it comes to allowing appliances to be placed in front of water heaters. At the March 2020 Board meeting, Mr. Ediger would like to discuss the possibility of a code change; restricting appliances from being in front of water heaters.

ACTION: The topic *Proposed Code Change-Water Heaters* to be placed on the March 19, 2020 board meeting agenda as an informational item.

◆ **Compliance Program Report**

A new full-time compliance/outreach advisor has been hired to check licenses in all jurisdictions. The Division's approach is to try to get everyone in compliance; however, anyone refusing to comply or are habitual offenders will be dealt with more severely. Compliance Program Specialist Amy Kohler continues to receive positive feedback with having an advisor in the field on a regular basis.

◆ **Administrator Report**

Financial Report – The finances are in good condition and continue to grow due to the busy construction environment.

Budget – Returning from the budget setting with the Joint Finance-Appropriations Committee, the Administrator stated the two big issues discussed were compliance and licensing. In the budget is the request for two additional full-time compliance advisors; one for north Idaho and one for eastern Idaho.

Violations – Noting there was a contractor with 12 fines in the PLB% NOV Activity by Date Report, Board Member Pond questioned the next course of action on a repeat offender. At this time, there is no further action; however, this is being discussed by the Division for all three trades, plumbing, electrical and heating, ventilation and air conditioning, to determine when a license should be revoked. Issues with safety are considered gross violations and DBS will take away licenses. One suggestion was to issue a stop work notice to the general contractor on the subcontractor with the violation; removing them from the job site the remainder of the day.

◆ **Adjournment**

MOTION: John Kierce made a motion to adjourn the meeting. Gilbert Pond seconded.

The meeting adjourned at 10:48 a.m. (MST)

MATT GARDNER, CHAIRMAN
IDAHO PLUMBING BOARD

CHRIS L. JENSEN, ADMINISTRATOR
DIVISION OF BUILDING SAFETY

DATE

DATE

*These DRAFT minutes are subject to possible corrections and final approval by the Idaho Plumbing Board. 02/23/2020rb

IDAHO PLUMBING BOARD

Agenda Item No. 02 Standards Set by CTE for Apprentice Schooling

PRESENTER: Adrian San Miquel, CTE

OBJECTIVE: Approve new plumbing apprentice testing standards.

ACTION: Vote to accept or deny the testing standards for plumbing apprentices.

BACKGROUND: Career and Technical Education, with assistance from educational institutes and industry, have set qualifications and education standards for Idaho's plumbing apprenticeship programs.

**PROCEDURAL
HISTORY:**

ATTACHMENTS: Testing Standards



Plumbing Apprenticeship Program Standards Criticality Survey 2018

CONTENT STANDARD 1.0: INTRODUCTION TO THE PLUMBING PROFESSION

Performance Standard 1.1: Introduction to the Plumbing Profession

	Answer Choices	Nice to Know	Need to Know	Critical to Know	Rating Average
1.1.1	Describe Idaho Plumbing Code and Administrative Rules requirements.	5	14	21	2.40
1.1.2	Identify the basic principles on which plumbing is based.	1	18	21	2.50
1.1.3	Identify and maintain licensing, certification, and industry credentialing requirements.	0	10	30	2.75
Answered					40
Skipped					0

CONTENT STANDARD 2.0: PLUMBING SAFETY

Performance Standard 2.1: Plumbing Safety

	Answer Choices	Nice to Know	Need to Know	Critical to Know	Rating Average
2.1.1	Complete OSHA 10 Certification.	14	15	8	1.84
2.1.2	Identify common unsafe acts and conditions common in plumbing that cause accidents and how to handle these situations to make them safer.	7	14	18	2.28
2.1.3	Identify job site hazards that are work specific for plumbers.	6	15	18	2.31
2.1.4	Complete First Aid and CPR Certification.	12	21	6	1.85
2.1.5	Use appropriate fire extinguishers and other safety devices.	8	22	9	2.03
Answered					39
Skipped					1

CONTENT STANDARD 3.0: INTRODUCTION TO HAND TOOLS AND POWER TOOLS

Performance Standard 3.1: Hand Tools

	Answer Choices	Nice to Know	Need to Know	Critical to Know	Rating Average
3.1.1	Identify the types of hand tools used in the plumbing profession.	2	16	20	2.47
3.1.2	Demonstrate proper use and care of basic hand tools.	2	16	20	2.47
3.1.3	Identify the types of Personal Protective Equipment (PPE) required for hand tool use.	5	17	16	2.29
Answered					38
Skipped					2

Performance Standard 3.2: Power Tools				
Answer Choices	Nice to Know	Need to Know	Critical to Know	Rating Average
3.2.1 Identify the types of power tools used in the plumbing profession.	2	23	13	2.29
3.2.2 Demonstrate proper use and care of basic power tools.	2	19	17	2.39
3.2.3 Identify the types of Personal Protective Equipment (PPE) required for power tool use.	5	16	16	2.30
Answered				38
Skipped				2

CONTENT STANDARD 4.0: FITTINGS, PIPE, AND VALVES				
Performance Standard 4.1: Fittings and Valves				
Answer Choices	Nice to Know	Need to Know	Critical to Know	Rating Average
4.1.1 Identify the proper fittings and/or valves for specific systems.	3	21	14	2.29
4.1.2 Apply the various fittings and valves by type, size, materials, and application.	3	18	17	2.37
Answered				38
Skipped				2

Performance Standard 4.2: Types of Pipe				
Answer Choices	Nice to Know	Need to Know	Critical to Know	Rating Average
4.2.1 Identify the common types of pipes.	1	18	14	2.39
4.2.2 Identify the proper pipes for specific systems.	3	14	20	2.46
Answered				38
Skipped				2

CONTENT STANDARD 5.0: INDUSTRY MATH**Performance Standard 5.1: Basic Mathematics**

	Answer Choices	Nice to Know	Need to Know	Critical to Know	Rating Average
5.1.1	Perform addition, subtraction, multiplication, and division calculations of whole numbers.	4	19	15	2.29
5.1.2	Perform addition, subtraction, multiplication, and division calculations of common fractions.	9	19	10	2.03
5.1.3	Perform addition, subtraction, multiplication, and division calculations of decimal fractions.	10	21	7	1.92
5.1.4	Perform ratio and proportion calculations.	19	16	3	1.58
5.1.5	Perform percent, percentage, and discount calculations.	18	18	2	1.58
5.1.6	Perform area calculations.	11	20	7	1.89
5.1.7	Perform volume calculations.	11	18	9	1.95
5.1.8	Solve basic equations.	8	21	9	2.03
5.1.9	Demonstrate the use of order of operations.	12	17	9	1.92
Answered					38
Skipped					2

Performance Standard 5.2: Applied Mathematics

	Answer Choices	Nice to Know	Need to Know	Critical to Know	Rating Average
5.2.1	Determine center-to-center and end-to-end lengths for parallel offsets.	7	19	12	2.13
5.2.2	Calculate the travel for a rolling offset.	14	18	6	1.79
5.2.3	Solve for end-to-end lengths of pipe.	5	16	17	2.32
5.2.4	Calculate area, water volumes, weights, and gallons for various geometric shapes.	14	18	6	1.79
5.2.5	Explain pressure measurement in terms of Pounds per Square Inch (PSI) and inches of mercury.	19	14	5	1.63
5.2.6	Perform angular, length, and converted temperature measure calculations.	26	9	3	1.39
5.2.7	Calculate material expansion and/or volume related to heat.	25	10	3	1.42
Answered					38
Skipped					2

CONTENT STANDARD 6.0: THE UNIFORM PLUMBING CODE (UPC)				
Performance Standard 6.1: The Uniform Plumbing Code (UPC)				
Answer Choices	Nice to Know	Need to Know	Critical to Know	Rating Average
Identify proper code terminology.	2	15	18	2.46
Identify general plumbing requirements for hanging and securing piping.	2	10	24	2.61
Identify plumbing fixtures.	1	15	19	2.51
Perform water heater sizing, combustion air calculations, vent sizing, and installation.	6	16	14	2.22
Perform water pipe sizing calculations.	3	12	21	2.50
Explain when and what type of backflow prevention devices, assemblies, and methods are required.	4	17	15	2.31
Perform drain and waste pipe sizing calculations.	2	8	26	2.67
Perform indirect waste installation and usage.	3	16	17	2.39
Describe venting systems (e.g., horizontal, vertical wet venting).	2	13	21	2.53
Identify proper use of traps and interceptors.	2	16	18	2.44
Perform proper storm drain sizing and calculations.	15	16	5	1.72
Perform fuel gas sizing calculations.	9	13	14	2.14
Identify proper fire-stop installation.	12	16	8	1.89
Identify the proper use of gray water, reclaimed water, and rainwater systems.	15	15	6	1.75
Utilize UPC appendices and reference standards.	11	17	8	1.92
Apply IDAPA plumbing rules and statutes (Title 54).	2	20	20	2.33
Answered				36
Skipped				4

CONTENT STANDARD 7.0: CONSTRUCTION DOCUMENTS				
Performance Standard 7.1: Isometric Drawings				
Answer Choices	Nice to Know	Need to Know	Critical to Know	Rating Average
Identify various plumbing symbols and abbreviations.	5	23	8	2.08
Complete an isometric drawing with proper symbols.	12	18	6	1.83
Develop a materials list based on isometric drawings.	9	21	6	1.92
Answered				36
Skipped				4

Performance Standard 7.2: Plan Reading				
Answer Choices	Nice to Know	Need to Know	Critical to Know	Rating Average
Describe basic plumbing symbols, abbreviations, and specifications.	5	20	11	2.17
Explain how the specifications relate to the plan.	4	21	11	2.19
Identify the necessary requirements and locations to install the plumbing fixtures and plumbing appurtenances.	3	14	19	2.44
Describe the coordination of trades on the job site.	9	14	13	2.11
Identify site plan, floor plans, elevations, sectional views, details, and schedules.	4	18	14	2.28
Locate specific information on building plans.	3	20	13	2.28
Answered				36
Skipped				4

CONTENT STANDARD 8.0: ADA GUIDELINES				
Performance Standard 8.1: ADA Guidelines				
Answer Choices	Nice to Know	Need to Know	Critical to Know	Rating Average
Identify the necessary requirements according to ADA standards.	3	20	13	2.28
Answered				36
Skipped				4

CONTENT STANDARD 9.0: KNOWLEDGE OF RELATED INDUSTRIES				
Performance Standard 9.1: Knowledge of Related Industries				
Answer Choices	Nice to Know	Need to Know	Critical to Know	Rating Average
Explain how to use alternating-current meters and instruments in the pipe trades.	18	13	3	1.56
Apply basic building codes.	14	15	5	1.74
Answered				35
Skipped				5

CONTENT STANDARD 10.0: CUT AND JOIN PIPES				
Performance Standard 10.1: Cut and Join Pipes				
Answer Choices	Nice to Know	Need to Know	Critical to Know	Rating Average
Join different types of pipes including PVC, galvanized, steel, plastic, copper, and cast-iron pipes.	1	10	24	2.66
Measure, mark, and cut different types of pipes using various pipe cutters.	3	11	21	2.51
Thread a steel pipe with a power-driven vise stand or a pipe-threading machine.	9	12	14	2.14
Answered				35
Skipped				5

CONTENT STANDARD 11.0: MAINTENANCE AND REPAIR				
Performance Standard 11.1: Maintenance and Repair				
Answer Choices	Nice to Know	Need to Know	Critical to Know	Rating Average
Diagnose water heater problems (e.g., gas, electric, tankless).	12	16	7	1.86
Identify repairs for residential fixtures.	10	19	6	1.89
Identify repairs for commercial fixtures.	11	19	5	1.83
Answered				35
Skipped				5

CONTENT STANDARD 1.0: INTRODUCTION TO THE PLUMBING PROFESSION**Performance Standard 1.1: Introduction to the Plumbing Profession**

- 1.1.1 Describe Idaho Plumbing Code and Administrative Rules requirements.
- 1.1.2 Identify the basic principles on which plumbing is based.
- 1.1.3 Identify and maintain licensing, certification, and industry credentialing requirements.

CONTENT STANDARD 2.0: PLUMBING SAFETY**Performance Standard 2.1: Plumbing Safety**

- 2.1.1 Identify common unsafe acts and conditions that cause accidents and how to handle these situations to make them safer.
- 2.1.2 Identify job site hazards – work specific to plumbers.
- 2.1.3 Complete First Aid and CPR Certification.
- 2.1.4 Use appropriate fire extinguishers and other safety devices.

CONTENT STANDARD 3.0: INTRODUCTION TO HAND TOOLS AND POWER TOOLS**Performance Standard 3.1: Hand Tools**

- 3.1.1 Identify the types of hand tools used in the plumbing profession.
- 3.1.2 Demonstrate proper use and care of basic hand tools.
- 3.1.3 Identify the types of Personal Protective Equipment (PPE) required for hand tool use.

Performance Standard 3.2: Power Tools

- 3.2.1 Identify the types of power tools used in the plumbing profession.
- 3.2.2 Demonstrate proper use and care of basic power tools.
- 3.2.3 Identify the types of Personal Protective Equipment (PPE) required for power tool use.

CONTENT STANDARD 4.0: FITTINGS, PIPE, AND VALVES**Performance Standard 4.1: Fittings and Valves**

- 4.1.1 Identify the proper fittings and/or valves for specific systems.
- 4.1.2 Apply the various fittings and valves by type, size, materials and application.

Performance Standard 4.2: Types of Pipe

- 4.2.1 Identify the common types of pipes.
- 4.2.2 Identify the proper pipes for specific systems.

CONTENT STANDARD 5.0: INDUSTRY MATH**Performance Standard 5.1: Basic Mathematics**

- 5.1.1 Perform addition, subtraction, multiplication, and division calculations of whole numbers.
- 5.1.2 Perform addition, subtraction, multiplication, and division calculations of common fractions.
- 5.1.3 Perform addition, subtraction, multiplication, and division calculations of decimal fractions.
- 5.1.4 Perform ratio and proportion calculations.
- 5.1.5 Perform percent, percentage, and discount calculations.
- 5.1.6 Perform area calculations.
- 5.1.7 Perform volume calculations.
- 5.1.8 Solve basic equations.

5.1.9 Demonstrate the use of order of operations.

CONTENT STANDARD 6.0: THE UNIFORM PLUMBING CODE (UPC)

Performance Standard 6.1: The Uniform Plumbing Code (UPC)

- 6.1.1 Identify proper code terminology.
- 6.1.2 Identify general plumbing requirements for hanging and securing piping.
- 6.1.3 Identify plumbing fixtures.
- 6.1.4 Perform water heater sizing, combustion air calculations, vent sizing, and installation.
- 6.1.5 Perform water pipe sizing calculations.
- 6.1.6 Explain when and what type of backflow prevention devices, assemblies, and methods are required.
- 6.1.7 Perform drain and waste pipe sizing calculations.
- 6.1.8 Perform indirect waste installation and usage.
- 6.1.9 Describe venting systems (horizontal, vertical wet venting, etc.).
- 6.1.10 Identify proper use of traps and interceptors.
- 6.1.11 Perform proper storm drain sizing and calculations.
- 6.1.12 Perform fuel gas sizing calculations.
- 6.1.13 Identify proper fire-stop installation.
- 6.1.14 Identify the proper use of gray water, reclaimed water, and rainwater systems.
- 6.1.15 Utilize appendices and reference standards.
- 6.1.16 Apply IDAPA Plumbing rules and statutes (Title 54).

CONTENT STANDARD 7.0: CONSTRUCTION DOCUMENTS

Performance Standard 7.1: Isometric Drawings

- 7.1.1 Identify the various plumbing symbols and abbreviations.
- 7.1.2 Complete an isometric drawing with proper symbols.
- 7.1.3 Develop materials list based on isometric drawings.

CONTENT STANDARD 8.0: CUT AND JOIN PIPES

Performance Standard 8.1: Cut and Join Pipes

- 8.1.1 Join different types of pipes (including PVC, galvanized, steel, plastic, copper, and cast-iron pipes).
- 8.1.2 Measure, mark, and cut different types of pipes using various pipe cutters.
- 8.1.3 Thread a steel pipe with a power-driven vise stand or a pipe-threading machine.

CONTENT STANDARD 1.0: INTRODUCTION TO THE PLUMBING PROFESSION**Performance Standard 1.1: Introduction to the Plumbing Profession**

- 1.1.1 Describe Idaho Plumbing Code and Administrative Rules requirements.
- 1.1.2 Identify the basic principles on which plumbing is based.
- 1.1.3 Identify and maintain licensing, certification, and industry credentialing requirements.

CONTENT STANDARD 2.0: PLUMBING SAFETY**Performance Standard 2.1: Plumbing Safety**

- 2.1.1 Complete OSHA 10 Certification.
- 2.1.2 Identify common unsafe acts and conditions that cause accidents and how to handle these situations to make them safer.
- 2.1.3 Identify job site hazards – work specific to plumbers.
- 2.1.4 Use appropriate fire extinguishers and other safety devices.

CONTENT STANDARD 3.0: FITTINGS, PIPE, AND VALVES**Performance Standard 3.1: Fittings and Valves**

- 3.1.1 Identify the proper fittings and/or valves for specific systems.
- 3.1.2 Apply the various fittings and valves by type, size, materials and application.

Performance Standard 3.2: Types of Pipe

- 3.2.1 Identify the common types of pipes.
- 3.2.2 Identify the proper pipes for specific systems.

CONTENT STANDARD 4.0: INDUSTRY MATH**Performance Standard 4.1: Applied Mathematics**

- 4.1.1 Determine center-to-center and end-to-end lengths for parallel offsets.
- 4.1.2 Calculate the travel for a rolling offset.
- 4.1.3 Solve for end-to-end lengths of pipe.
- 4.1.4 Calculate area, water volumes, weights, and gallons for various geometric shapes.
- 4.1.5 Explain pressure measurement in terms of Pounds per Square Inch (PSI) and inches of mercury.
- 4.1.6 Perform angular, length, and converted temperature measure calculations.
- 4.1.7 Calculate material expansion and/or volume related to heat.

CONTENT STANDARD 5.0: THE UNIFORM PLUMBING CODE (UPC)**Performance Standard 5.1: The Uniform Plumbing Code (UPC)**

- 5.1.1 Identify proper code terminology.
- 5.1.2 Identify general plumbing requirements for hanging and securing piping.
- 5.1.3 Identify plumbing fixtures.
- 5.1.4 Perform water heater sizing, combustion air calculations, vent sizing, and installation.
- 5.1.5 Perform water pipe sizing calculations.
- 5.1.6 Explain when and what type of backflow prevention devices, assemblies, and methods are required.
- 5.1.7 Perform drain and waste pipe sizing calculations.
- 5.1.8 Perform indirect waste installation and usage.
- 5.1.9 Describe venting systems (horizontal, vertical wet venting, etc.).

- 5.1.10 Identify proper use of traps and interceptors.
- 5.1.11 Perform proper storm drain sizing and calculations.
- 5.1.12 Perform fuel gas sizing calculations.
- 5.1.13 Identify proper fire-stop installation.
- 5.1.14 Identify the proper use of gray water, reclaimed water, and rainwater systems.
- 5.1.15 Utilize appendices and reference standards.
- 5.1.16 Apply IDAPA Plumbing rules and statutes (Title 54).

CONTENT STANDARD 6.0: CONSTRUCTION DOCUMENTS**Performance Standard 6.1: Isometric Drawings**

- 6.1.1 Identify the various plumbing symbols and abbreviations.
- 6.1.2 Complete an isometric drawing with proper symbols.
- 6.1.3 Develop materials list based on isometric drawings.

Performance Standard 6.2: Plan Reading

- 6.2.1 Describe basic plumbing symbols, abbreviations, and specifications.
- 6.2.2 Explain how the specifications relate to the plan.
- 6.2.3 Identify the necessary requirements and locations to install the plumbing fixtures and plumbing appurtenances.
- 6.2.4 Describe the coordination of trades on the job site.
- 6.2.5 Recognize site plan, floor plans, elevations, sectional views, details, and schedules.
- 6.2.6 Locate specific information on building plans.

CONTENT STANDARD 7.0: KNOWLEDGE OF RELATED INDUSTRIES**Performance Standard 7.1: Knowledge of Related Industries**

- 7.1.1 Explain how to use alternating-current meters and instruments in the pipe trades.
- 7.1.2 Apply basic building codes.

CONTENT STANDARD 8.0: CUT AND JOIN PIPES**Performance Standard 8.1: Cut and Join Pipes**

- 8.1.1 Join different types of pipes (including PVC, galvanized, steel, plastic, copper, and cast-iron pipes).
- 8.1.2 Measure, mark, and cut different types of pipes using various pipe cutters.
- 8.1.3 Thread a steel pipe with a power-driven vise stand or a pipe-threading machine.

CONTENT STANDARD 9.0: MAINTENANCE AND REPAIR**Performance Standard 9.1: Maintenance and Repair**

- 9.1.1 Diagnose water heater problems (e.g. gas, electric, tankless).
- 9.1.2 Identify repairs for residential fixtures.
- 9.1.3 Identify repairs for commercial fixtures.

CONTENT STANDARD 1.0: INTRODUCTION TO THE PLUMBING PROFESSION**Performance Standard 1.1: Introduction to the Plumbing Profession**

- 1.1.1 Describe Idaho Plumbing Code and Administrative Rules requirements.
- 1.1.2 Identify the basic principles on which plumbing is based.
- 1.1.3 Identify and maintain licensing, certification, and industry credentialing requirements.

CONTENT STANDARD 2.0: PLUMBING SAFETY**Performance Standard 2.1: Plumbing Safety**

- 2.1.1 Complete OSHA 10 Certification.
- 2.1.2 Identify common unsafe acts and conditions that cause accidents and how to handle these situations to make them safer.
- 2.1.3 Identify job site hazards – work specific to plumbers.
- 2.1.4 Complete First Aid and CPR Certification.
- 2.1.5 Use appropriate fire extinguishers and other safety devices.

CONTENT STANDARD 3.0: FITTINGS, PIPE, AND VALVES**Performance Standard 3.1: Fittings and Valves**

- 3.1.1 Identify the proper fittings and/or valves for specific systems.
- 3.1.2 Apply the various fittings and valves by type, size, materials and application.

Performance Standard 3.2: Types of Pipe

- 3.2.1 Identify the common types of pipes.
- 3.2.2 Identify the proper pipes for specific systems.

CONTENT STANDARD 4.0: INDUSTRY MATH**Performance Standard 4.1: Applied Mathematics**

- 4.1.1 Determine center-to-center and end-to-end lengths for parallel offsets.
- 4.1.2 Calculate the travel for a rolling offset.
- 4.1.3 Solve for end-to-end lengths of pipe.
- 4.1.4 Calculate area, water volumes, weights, and gallons for various geometric shapes.
- 4.1.5 Explain pressure measurement in terms of Pounds per Square Inch (PSI) and inches of mercury.
- 4.1.6 Perform angular, length, and converted temperature measure calculations.
- 4.1.7 Calculate material expansion and/or volume related to heat.

CONTENT STANDARD 5.0: THE UNIFORM PLUMBING CODE (UPC)**Performance Standard 5.1: The Uniform Plumbing Code (UPC)**

- 5.1.1 Identify proper code terminology.
- 5.1.2 Identify general plumbing requirements for hanging and securing piping.
- 5.1.3 Identify plumbing fixtures.
- 5.1.4 Perform water heater sizing, combustion air calculations, vent sizing, and installation.
- 5.1.5 Perform water pipe sizing calculations.
- 5.1.6 Explain when and what type of backflow prevention devices, assemblies, and methods are required.
- 5.1.7 Perform drain and waste pipe sizing calculations.
- 5.1.8 Perform indirect waste installation and usage.

- 5.1.9 Describe venting systems (horizontal, vertical wet venting, etc.).
- 5.1.10 Identify proper use of traps and interceptors.
- 5.1.11 Perform proper storm drain sizing and calculations.
- 5.1.12 Perform fuel gas sizing calculations.
- 5.1.13 Identify proper fire-stop installation.
- 5.1.14 Identify the proper use of gray water, reclaimed water, and rainwater systems.
- 5.1.15 Utilize appendices and reference standards.
- 5.1.16 Apply IDAPA Plumbing rules and statutes (Title 54).

CONTENT STANDARD 6.0: CONSTRUCTION DOCUMENTS**Performance Standard 6.1: Isometric Drawings**

- 6.1.1 Identify the various plumbing symbols and abbreviations.
- 6.1.2 Complete an isometric drawing with proper symbols.
- 6.1.3 Develop materials list based on isometric drawings.

Performance Standard 6.2: Plan Reading

- 6.2.1 Describe basic plumbing symbols, abbreviations, and specifications.
- 6.2.2 Explain how the specifications relate to the plan.
- 6.2.3 Identify the necessary requirements and locations to install the plumbing fixtures and plumbing appurtenances.
- 6.2.4 Describe the coordination of trades on the job site.
- 6.2.5 Recognize site plan, floor plans, elevations, sectional views, details, and schedules.
- 6.2.6 Locate specific information on building plans.

CONTENT STANDARD 7.0: ADA GUIDELINES**Performance Standard 7.1: ADA Guidelines**

- 7.1.1 Identify the necessary requirements according to ADA standards.

CONTENT STANDARD 8.0: KNOWLEDGE OF RELATED INDUSTRIES**Performance Standard 8.1: Knowledge of Related Industries**

- 8.1.1 Explain how to use alternating-current meters and instruments in the pipe trades.
- 8.1.2 Apply basic building codes.

CONTENT STANDARD 9.0: CUT AND JOIN PIPES**Performance Standard 9.1: Cut and Join Pipes**

- 9.1.1 Join different types of pipes (including PVC, galvanized, steel, plastic, copper, and cast-iron pipes).
- 9.1.2 Measure, mark, and cut different types of pipes using various pipe cutters.
- 9.1.3 Thread a steel pipe with a power-driven vise stand or a pipe-threading machine.

CONTENT STANDARD 10.0: MAINTENANCE AND REPAIR**Performance Standard 10.1: Maintenance and Repair**

- 10.1.1 Diagnose water heater problems (e.g. gas, electric, tankless).
- 10.1.2 Identify repairs for residential fixtures.
- 10.1.3 Identify repairs for commercial fixtures.

CONTENT STANDARD 1.0: INTRODUCTION TO THE PLUMBING PROFESSION**Performance Standard 1.1: Introduction to the Plumbing Profession**

- 1.1.1 Describe Idaho Plumbing Code and Administrative Rules requirements.
- 1.1.2 Identify the basic principles on which plumbing is based.
- 1.1.3 Identify and maintain licensing, certification, and industry credentialing requirements.

CONTENT STANDARD 2.0: PLUMBING SAFETY**Performance Standard 2.1: Plumbing Safety**

- 2.1.1 Complete OSHA 10 Certification.
- 2.1.2 Identify job site hazards – work specific to plumbers.
- 2.1.3 Use appropriate fire extinguishers and other safety devices.

CONTENT STANDARD 3.0: FITTINGS, PIPE, AND VALVES**Performance Standard 3.1: Fittings and Valves**

- 3.1.1 Identify the proper fittings and/or valves for specific systems.
- 3.1.2 Apply the various fittings and valves by type, size, materials and application.

Performance Standard 3.2: Types of Pipe

- 3.2.1 Identify the common types of pipes.
- 3.2.2 Identify the proper pipes for specific systems.

CONTENT STANDARD 4.0: INDUSTRY MATH**Performance Standard 4.1: Applied Mathematics**

- 4.1.1 Determine center-to-center and end-to-end lengths for parallel offsets.
- 4.1.2 Calculate the travel for a rolling offset.
- 4.1.3 Solve for end-to-end lengths of pipe.
- 4.1.4 Calculate area, water volumes, weights, and gallons for various geometric shapes.
- 4.1.5 Explain pressure measurement in terms of Pounds per Square Inch (PSI) and inches of mercury.
- 4.1.6 Perform angular, length, and converted temperature measure calculations.
- 4.1.7 Calculate material expansion and/or volume related to heat.

CONTENT STANDARD 5.0: THE UNIFORM PLUMBING CODE (UPC)**Performance Standard 5.1: The Uniform Plumbing Code (UPC)**

- 5.1.1 Identify proper code terminology.
- 5.1.2 Identify general plumbing requirements for hanging and securing piping.
- 5.1.3 Identify plumbing fixtures.
- 5.1.4 Perform water heater sizing, combustion air calculations, vent sizing, and installation.
- 5.1.5 Perform water pipe sizing calculations.
- 5.1.6 Explain when and what type of backflow prevention devices, assemblies, and methods are required.
- 5.1.7 Perform drain and waste pipe sizing calculations.
- 5.1.8 Perform indirect waste installation and usage.
- 5.1.9 Describe venting systems (horizontal, vertical wet venting, etc.).
- 5.1.10 Identify proper use of traps and interceptors.
- 5.1.11 Perform proper storm drain sizing and calculations.

- 5.1.12 Perform fuel gas sizing calculations.
- 5.1.13 Identify proper fire-stop installation.
- 5.1.14 Identify the proper use of gray water, reclaimed water, and rainwater systems.
- 5.1.15 Utilize appendices and reference standards.
- 5.1.16 Apply IDAPA Plumbing rules and statutes (Title 54).

CONTENT STANDARD 6.0: CONSTRUCTION DOCUMENTS**Performance Standard 6.1: Isometric Drawings**

- 6.1.1 Identify the various plumbing symbols and abbreviations.
- 6.1.2 Complete an isometric drawing with proper symbols.
- 6.1.3 Develop materials list based on isometric drawings.

Performance Standard 6.2: Plan Reading

- 6.2.1 Describe basic plumbing symbols, abbreviations, and specifications.
- 6.2.2 Explain how the specifications relate to the plan.
- 6.2.3 Identify the necessary requirements and locations to install the plumbing fixtures and plumbing appurtenances.
- 6.2.4 Describe the coordination of trades on the job site.
- 6.2.5 Recognize site plan, floor plans, elevations, sectional views, details, and schedules.
- 6.2.6 Locate specific information on building plans.

CONTENT STANDARD 7.0: ADA GUIDELINES**Performance Standard 7.1: ADA Guidelines**

- 7.1.1 Identify the necessary requirements according to ADA standards.

CONTENT STANDARD 8.0: KNOWLEDGE OF RELATED INDUSTRIES**Performance Standard 8.1: Knowledge of Related Industries**

- 8.1.1 Explain how to use alternating-current meters and instruments in the pipe trades.
- 8.1.2 Apply basic building codes.

CONTENT STANDARD 9.0: CUT AND JOIN PIPES**Performance Standard 9.1: Cut and Join Pipes**

- 9.1.1 Join different types of pipes (including PVC, galvanized, steel, plastic, copper, and cast-iron pipes).
- 9.1.2 Measure, mark, and cut different types of pipes using various pipe cutters.
- 9.1.3 Thread a steel pipe with a power-driven vise stand or a pipe-threading machine.

IDAHO PLUMBING BOARD

Agenda Item No. 03

Practical Exam

PRESENTER: John Nielsen, Plumbing Program Manager

OBJECTIVE: Revamp the practical exam to be more consistent throughout the state.

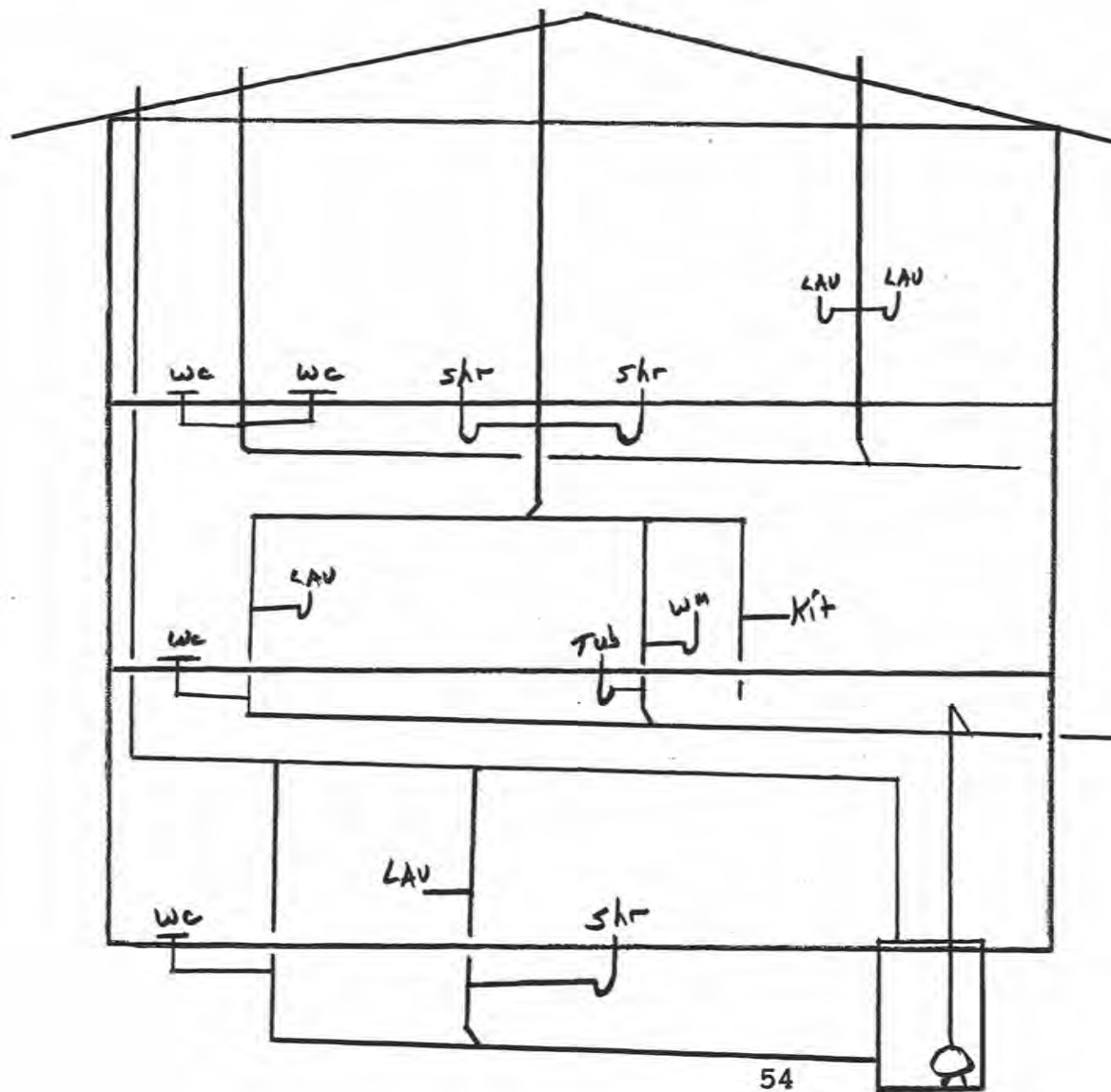
ACTION: Board to direct the Division to make changes to the practical exam.

BACKGROUND: September 2019 – In the packet was the current rule with portions pertaining to the practical exam underlined. Prior to the meeting, a subcommittee was to discuss this topic; however, never met. Board Member Gilbert Pond has requested pictures of Utah's practical exam; offering to make a presentation at a future meeting on why there needs to be a practical exam. For consistency throughout the state, following were suggestions: 1) Bring back the plan of a four-story building as part of the practical, 2) Take the written and practical exams on the same day, at/near the same location, and 3) Bring the exams, paper or computer based, inhouse at DBS. Board Member Pond suggested, and the Plumbing Program Manager agreed, to chair a committee, which will include individuals from the unions, industry, schools and DBS. The Chairman asked to proceed with this topic at the January 2020 Board meeting.

January 2020 – Individuals taking a four-year school program in Idaho have an option to take the practical exam; however, those from out-of-state do not. Brought forth was a drawing where the individual must draw, electronically or on paper, the building by code. This type of practical could be done the same day they take their journeyman test from one of the Division's three office locations. The practical is already in rule; therefore, it would require changing the practical exam from out in the field and putting fixtures together to a paper/electronic drawing. Board Member Gilbert Pond stated it would be beneficial to have at least one subcommittee meeting to review any ideas and/or drawings prior to the March 2020 board meeting. Several audience members, including Board Member Pond, offered to participate on the subcommittee. Deputy Attorney General Spencer Holm clarified for the Board to direct the Division to make changes to the practical exam, the topic *Practical Exam* will need to be placed as an action item on the March 2020 board meeting agenda.

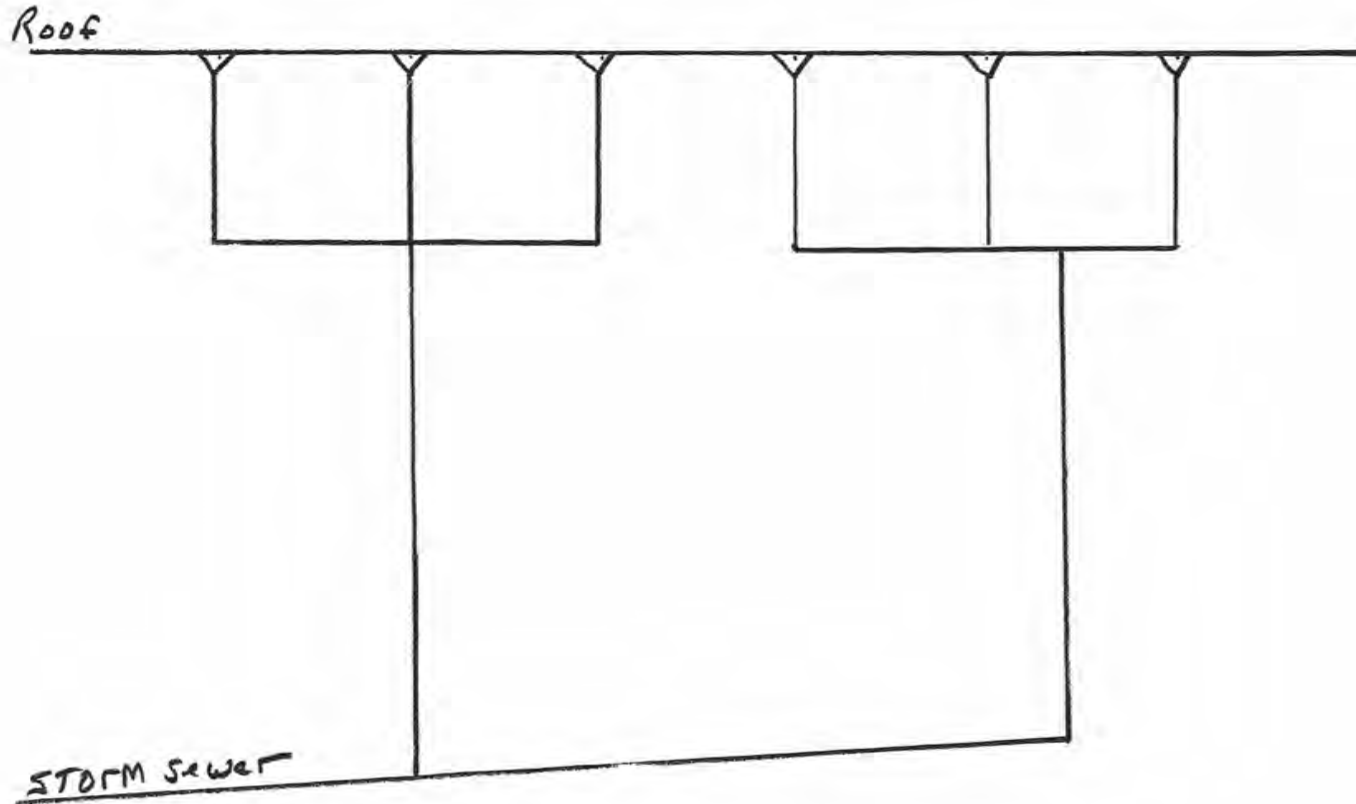
ATTACHMENTS: Drawings





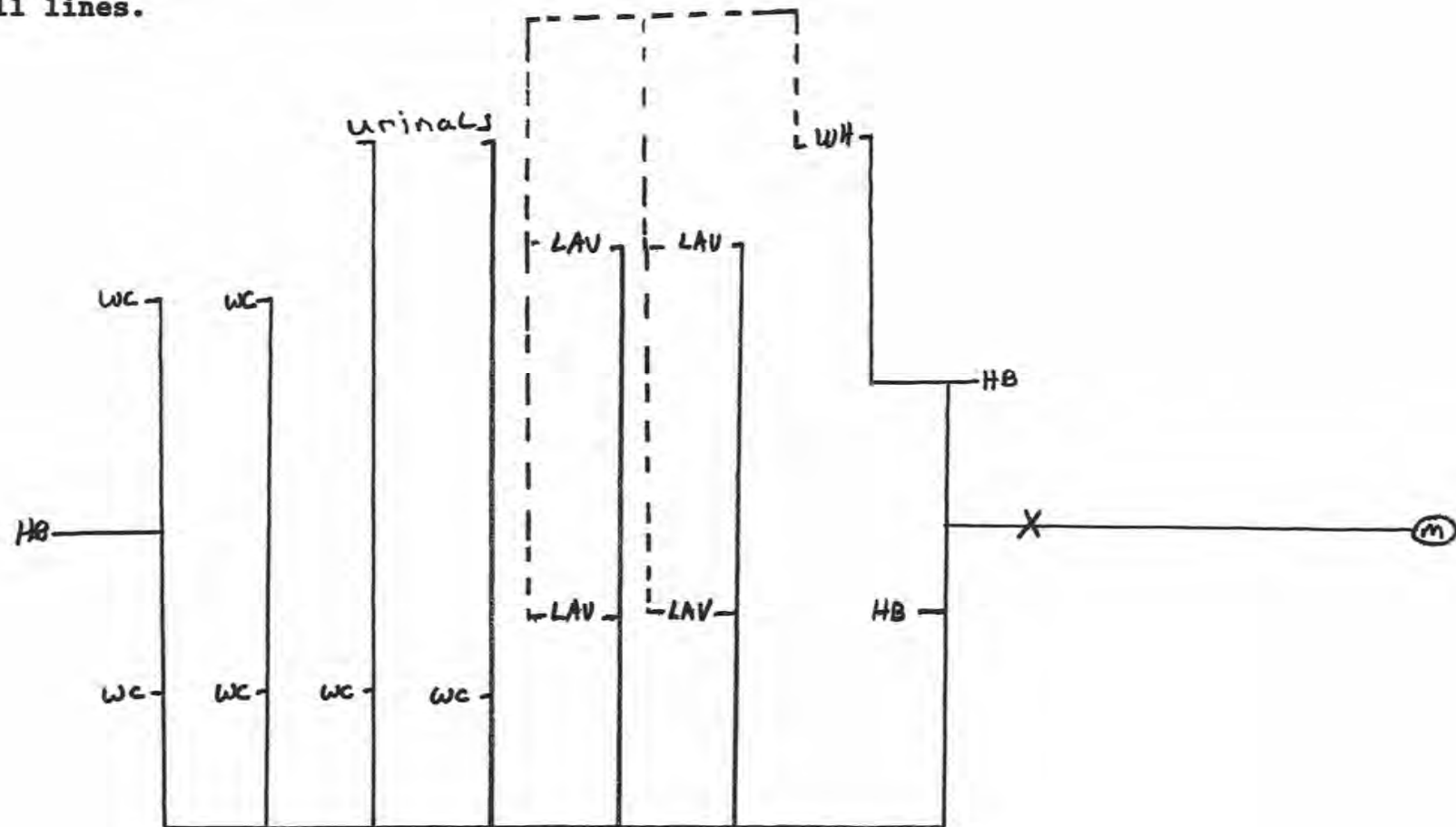
- Slab
- Size
 - put in c/o's
 - correct any code violations
 - tie in pipes/not connected

24,650 sq. ft. roof 6 roof drains (equal areas)
4"/hr. max fall
size and list materials legal to be used



Developed Length = 100 ft.
Water Pressure = 62 psi min. to 105 psi max.
Elevation above water meter = 24 ft.
Urinals & WC have flushometers

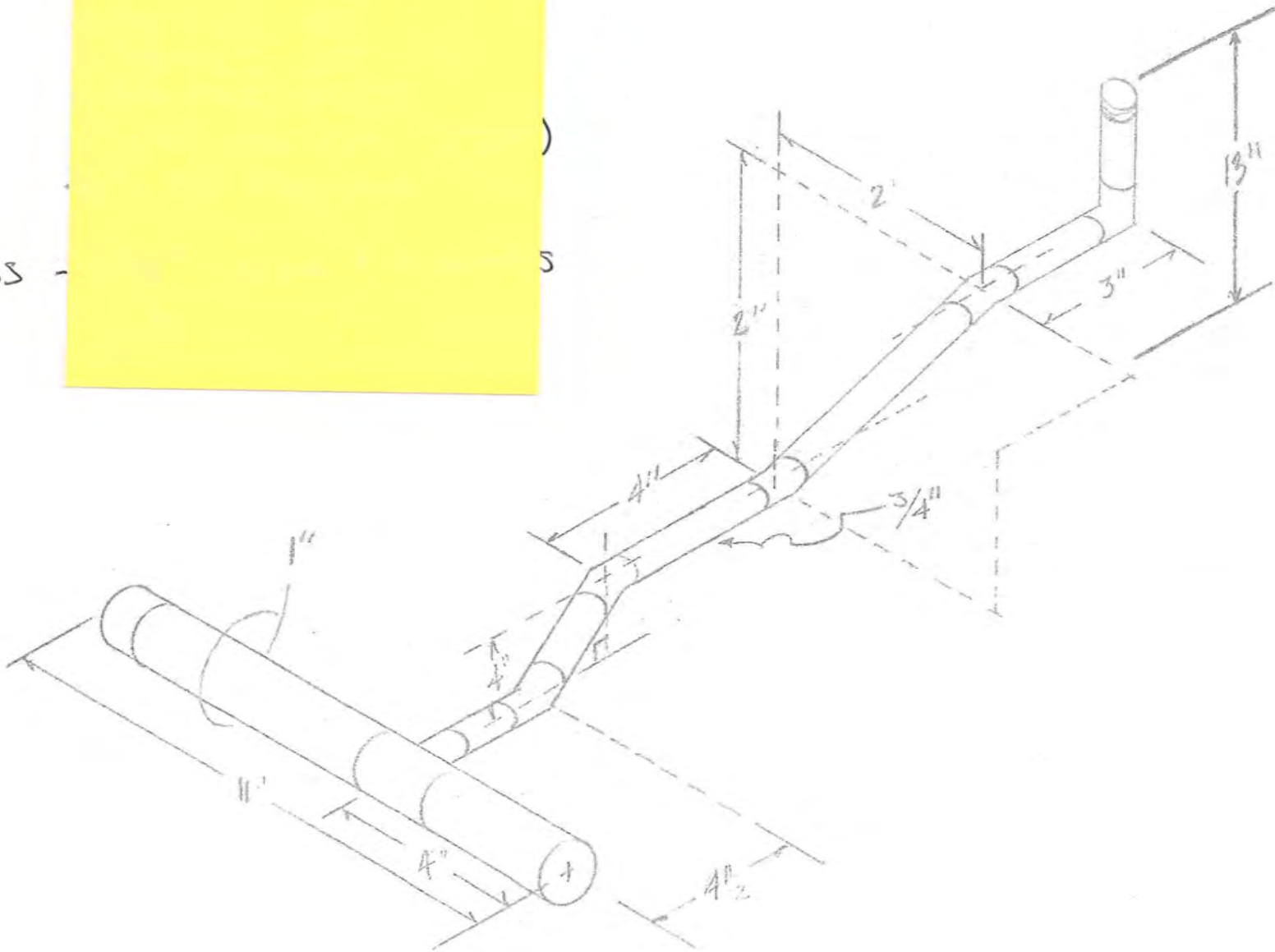
Size all lines.



PUBLIC BUILDING

ABS

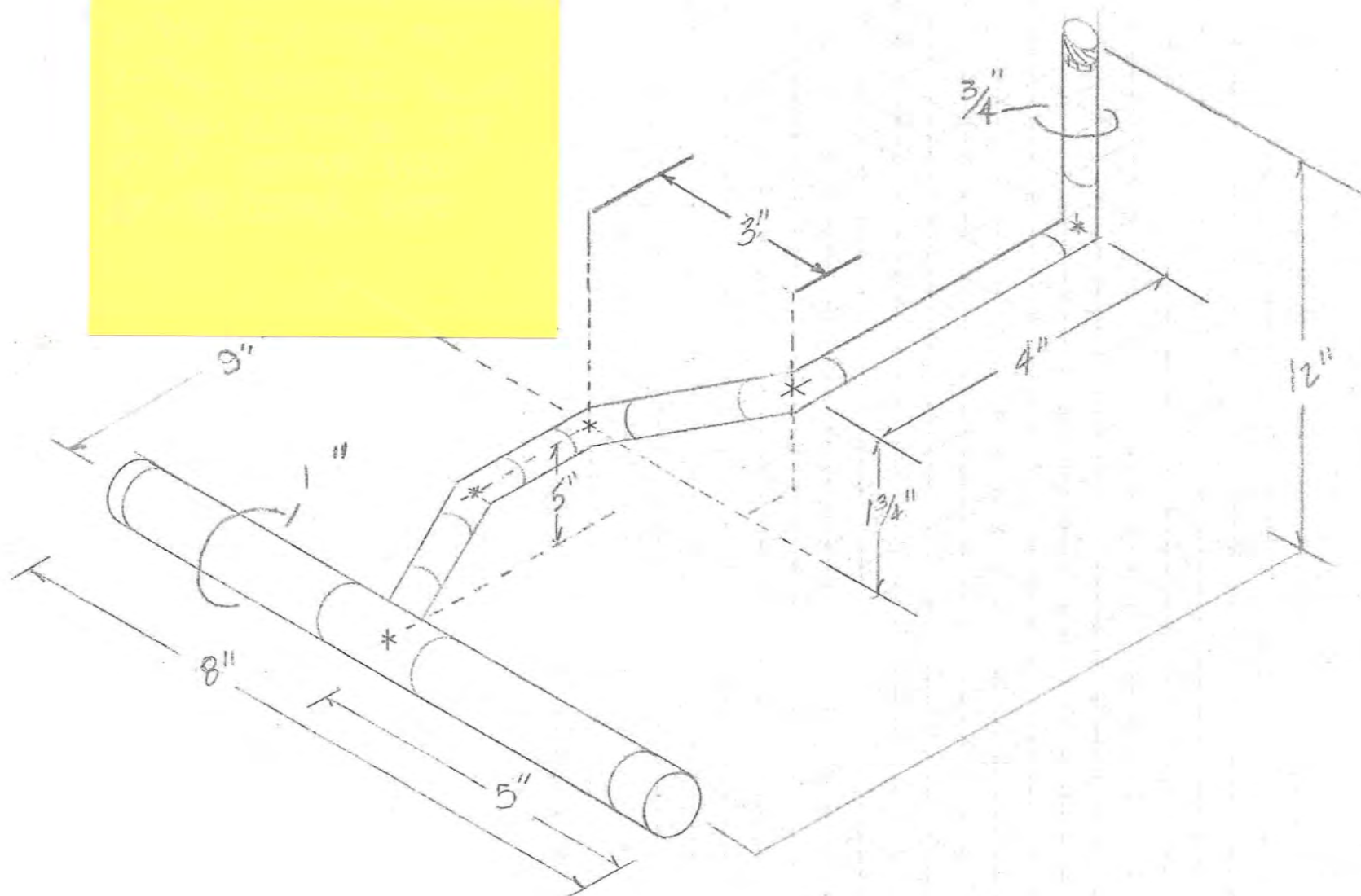
#1



COPPER PROJECT

7

#2



IDAHO PLUMBING BOARD

Agenda Item No. 04

Schedule 2021 Board Meetings

PRESENTER: Matt Gardner, Chairman

OBJECTIVE: Schedule board meetings for 2021.

ACTION: Vote to accept, reject or modify the 2021 meeting dates as proposed under “*Background*”.

BACKGROUND: Based on the 2020 board meetings, the following 2021 dates were selected for the Board’s consideration:

**January 21 (Thursday), March 18 (Thursday), May 20 (Thursday),
and September 16 (Thursday)**

**PROCEDURAL
HISTORY:**

ATTACHMENTS: 2021 Board Calendar



DBS BOARD MEETINGS - 2021

DAMAGE PREVENTION BOARD	JAN 28, MAR 11, MAY 27, JUL 15, SEP 23, NOV 18
FACTORY BUILT STRUCTURES ADVISORY BOARD	FEB 9, MAY 11, JUL 13
IDAHO BUILDING CODE BOARD	FEB 18, APR 13, JUN 15, AUG 17 (TEN), OCT 19
IDAHO ELECTRICAL BOARD	JAN 27, APR 28, JUL 21, OCT 27
IDAHO HEATING VENTILATION & AIR COND. BOARD	JAN 13, MAR 10, MAY 12, OCT 10
IDAHO PLUMBING BOARD	JAN 21, MAR 18, MAY 20, SEP 16
PUBLIC WORKS CONTRACTORS LICENSE BOARD	JAN 11, APR 19, JUL 19, OCT 18
SCHOOL SAFETY & SECURITY ADVISORY BOARD	MAR 2, JUN 1, SEP 7, DEC 7

Board Meetings will be held at each
Division of Building Safety regional office
either in person or through video

1090 EAST WATERTOWER STREET
SUITE 150
MERIDIAN, ID 83642
1250 IRONWOOD DRIVE
SUITE 220
COEUR D'ALENE, ID 83814
155 NORTH MAPLE STREET
BLACKFOOT, ID 83221

JANUARY							FEBRUARY							MARCH							APRIL							MAY							JUNE						
S	M	T	W	T	F	S	S	M	T	W	T	F	S	S	M	T	W	T	F	S	S	M	T	W	T	F	S	S	M	T	W	T	F	S							
					1	2		1	2	3	4	5	6		1	2	3	4	5	6					1	2	3				1	2	3	4	5						
3	4	5	6	7	8	9	7	8	9	10	11	12	13	7	8	9	10	11	12	13	4	5	6	7	8	9	10	2	3	4	5	6	7	8	6	7	8	9	10	11	12
10	11	12	13	14	15	16	14	15	16	17	18	19	20	14	15	16	17	18	19	20	11	12	13	14	15	16	17	9	10	11	12	13	14	15	13	14	15	16	17	18	19
17	18	19	20	21	22	23	21	22	23	24	25	26	27	21	22	23	24	25	26	27	18	19	20	21	22	23	24	16	17	18	19	20	21	22	20	21	22	23	24	25	26
24	25	26	27	28	29	30	28							28	29	30	31				25	26	27	28	29	30	23	24	25	26	27	28	29	27	28	29	30				
31																											30	31													

JULY							AUGUST							SEPTEMBER							OCTOBER							NOVEMBER							DECEMBER							
S	M	T	W	T	F	S	S	M	T	W	T	F	S	S	M	T	W	T	F	S	S	M	T	W	T	F	S	S	M	T	W	T	F	S	S	M	T	W	T	F	S	
					1	2	1	2	3	4	5	6	7				1	2	3	4						1	2				1	2	3	4								
4	5	6	7	8	9	10	8	9	10	11	12	13	14	5	6	7	8	9	10	11	3	4	5	6	7	8	9	7	8	9	10	11	12	13	5	6	7	8	9	10	11	
11	12	13	14	15	16	17	15	16	17	18	19	20	21	12	13	14	15	16	17	18	10	11	12	13	14	15	16	14	15	16	17	18	19	20	12	13	14	15	16	17	18	
18	19	20	21	22	23	24	22	23	24	25	26	27	28	19	20	21	22	23	24	25	17	18	19	20	21	22	23	21	22	23	24	25	26	27	19	20	21	22	23	24	25	
25	26	27	28	29	30	31	29	30	31					26	27	28	29	30			24	25	26	27	28	29	30	28	29	30				26	27	28	29	30	31			
																					31																					

Holidays outlined in **GRAY**-- Industrial Safety mtgs outlined in **RED**--Reg. Supervisor mtgs outlined in **GREEN**--Elec. CEU Training in **PURPLE**

IDAHO PLUMBING BOARD

Agenda Item No. 05 Waiver of Permit Fees of Those Affected by Wildfires

PRESENTER: Ron Whitney, Administrator

OBJECTIVE: Waive permit fees of those affected by wildfires.

ACTION: Approve or deny DBS the option to waive permits to individuals affected by the wildfires.

BACKGROUND: DBS is asking the Board's approval to waive permit fees should it receive petitions from entities affected by the wildfires.

**PROCEDURAL
HISTORY:**

ATTACHMENTS: No Documentation



IDAHO PLUMBING BOARD

Agenda Item No. 06

Plumbing Apprentice Course

PRESENTER: Porter House, Inc.

OBJECTIVE: Consider the plumbing apprentice course.

ACTION: Informational

BACKGROUND: Porter House, Inc. is a school looking for the Board's approval to start a plumbing apprentice program.

PROCEDURAL HISTORY:

ATTACHMENTS: Curriculum and Flyer



**SATA
WORK PROCESS SCHEDULE
PLUMBER
O*NET-SOC CODE: 47-2152.02 RAPIDS CODE: 0432**

This work process schedule is attached to and a part of the Apprenticeship Standards for the above identified occupation. This sequence of Related Classroom Instruction is competency based and will be offered as traditional classroom training or independent study, which may include electronic media.

1. TERM OF APPRENTICESHIP

The term of the occupation shall be four (4) years with an OJL attainment of 8000 hours supplemented by the required hours of related technical instruction.

2. RATIO OF APPRENTICES TO JOURNEYWORKERS

One (1) Apprentice to one (1) Journeyworker: one apprentice for the first skilled journeyworker employed, and one additional apprentice for each additional skilled journeyworker employed thereafter.

3. APPRENTICE WAGE SCHEDULE AND FRINGE BENEFITS

Apprentices shall be paid a progressively increasing schedule of wages and fringe benefits based on a percentage of the current journeyworker wage rate.

Term: 8000 Hours

- 1st 1000 hours = 50 percent of journeyworker's rate and fringe benefit payments
- 2nd 1000 hours = 55 percent of journeyworker's rate and fringe benefit payments
- 3rd 1000 hours = 60 percent of journeyworker's rate and fringe benefit payments
- 4th 1000 hours = 70 percent of journeyworker's rate and fringe benefit payments
- 5th 1000 hours = 75 percent of journeyworker's rate and fringe benefit payments
- 6th 1000 hours = 80 percent of journeyworker's rate and fringe benefit payments
- 7th 1000 hours = 85 percent of journeyworker's rate and fringe benefit payments
- 8th 1000 hours = 90 percent of journeyworker's rate and fringe benefit payments

4. SCHEDULE OF WORK EXPERIENCE (See attached Work Process Schedule)

Apprenticeship Committees may add to the work processes prior to submitting these Standards to the appropriate Registration Agency for approval.

5. SCHEDULE OF RELATED INSTRUCTION (See attached Related Classroom Instruction Outline)

Curricula modules are based on industry standardized applications of current construction practices. Modules are knowledge and skill based including a system for assessment. The assessment will include task objectives, procedures, review materials, and competency-based performance tests.

A21.1 - PLUMBER WORK PROCESS SCHEDULE**HOURS**

This instruction and experience shall include the following operations, but not necessarily in the listed sequence. Time spent on specific operations need not be continuous.

1. Installation of piping for waste (500 hrs.), soil (500 hrs.), sewerage (100 hrs.), vent (300 hrs.), and leader lines (100 hrs.) 1,500
2. Installation of piping for hot (500 hrs.) and cold (750 hrs.) water for domestic purposes..... 1,250
3. Installation of lead pipe, tin pipe, lead joints, sheet lead, solder work and lead burning 10
4. Assembly in position and connection of fixtures and appliances used in domestic heating (200 hrs.), gas fittings (400 hrs.), plumbing and drainage system (1,900 hrs.) 2,500
5. Welding and brazing connected with the trade 250
1. Maintenance and repairing of heating, plumbing, gas fittings, and refrigeration service 800
2. Operation, care, and use of all tools and equipment connected with the trade 525
3. Operation and maintenance of complete repair service and drain cleaning 540
9. Code, blueprint reading and sketching, and safety requirements 625

TOTAL HOURS**8000****A21.2 - PLUMBER RELATED CLASSROOM INSTRUCTION**

Note: Due to regional and local code differences and climate conditions, duration of instructional competencies/modules are suggested estimates only.

Modules	Hours
Applied Math	17.5
Backflow Preventers	20
Basic Rigging	20
OSHA 10	10
Business Math for Plumbers	10
Carbon Steel Pipe and Fittings	10
Cast Iron Pipe and Fittings	10
Codes	15
Compressed Air	10
Copper Pipe and Fittings	10
Corrosive-Resistant Waste Piping	12.5
Fixtures and Faucets	10
Fuel Gas Systems	20
Hydronic and Solar Heating Systems	15

Indirect and Special Waste	15
Installing and Testing DWV Piping	30
Installing and Testing Water Supply Piping	25
Installing Fixtures, Valves, and Faucets	15
Installing Roof, Floor, and Area Drains	7.5
Installing Water Heaters	7.5
Intermediate Math	15
Introduction to Blueprints	7.5
Introduction to Construction Math	15
Introduction to Drain, Waste, and Vent (DWV) Systems	10
Introduction to Hand Tools	10
Introduction to Plumbing Drawings	12.5
Introduction to Plumbing Math	10
Introduction to Power Tools	5
Introduction to the Plumbing Trade	5
Introduction to Water Distribution Systems	10
Locating Buried Water and Sewer Lines	12.5
Plastic Pipe and Fittings	10
Plumbing for Mobile Homes & Mobile Home Parks	10
Plumbing Tools	7.5
Private Waste Disposal Systems	12.5
Private Water Supply Systems	12.5
Reading Commercial Drawings	20
Servicing Fixtures, Valves, and Faucets	7.5
Servicing Piping Systems, Fixtures, and Appliances	20
Sewage and Sump Pumps	17.5
Sizing DWV and Storm Systems	15
Sizing Water Supply Piping	20
Swimming Pools and Hot Tubs	15
Types of Valves	5
Types of Venting	15
Water Pressure Boosters and Recirculating Systems	20
Water Supply Treatment	25
CPR/First Aid	5
TOTAL HOURS	640

*DOL apprenticeship program standards recommend 144 hours related instruction per level and/or year.

EXCELLENT SERVICE AT A FAIR PRICE

What we do:

- Staff Augmentation
- Consulting
- Technical Training
- Program Assessment
- Mentoring-Coaching
- Problem Solving

TECHNICAL SERVICES INCLUDES:

- **Staff Augmentation**
 - Radiological Engineering
 - Systems Engineering
 - Process Engineering
 - Nuclear Safety Support
 - Safety Inspectors
- **Radiological and Environmental Protection**
- **Technical Training**
 - *Shelley Adult Training Academy*
 - Radiological Control Technician School
 - Industrial Technology School
 - Nuclear Technology School
 - Industrial Safety Training
 - Apprenticeship Programs for:
 - Carpentry
 - Electrician
 - HVAC
 - Ironworker
 - Millwright
 - Pipefitter
 - Plumber
 - Welder
- **Waste and Environmental Management**
- **Emergency Planning/Preparedness**
- **Environmental Restoration**
- **Decommissioning/Decontamination**
- **Nuclear Materials Management**

Our Mission Statement

The mission of Porter House Inc. is to provide superior consulting services to meet and exceed the needs of our customers.

PORTER HOUSE INC.

670 N State St.
Shelley, ID 83274

Phone (208) 522-4336

www.PorterHouseInc.com



Service that is:

- ◆ Flexible and Affordable
- ◆ Measurable Results
- ◆ Trackable
- ◆ Focused
- ◆ On Your Schedule
- ◆ Based on Current Industries Trends
- ◆ Highly Respected



IDAHO PLUMBING BOARD

Agenda Item No. 07

Jurisdictions Checking Licensure

PRESENTER: Garret Christoffersen, City of Idaho Falls

OBJECTIVE: Clarify who has authority to check licenses.

ACTION: Informational

BACKGROUND: January 2020 – The City of Idaho Falls interpretation of the statute is the city does not have the authority nor responsibility to check licenses on job sites within the city limits, only the state.

PROCEDURAL HISTORY:

ATTACHMENTS: No Documentation



IDAHO PLUMBING BOARD

Agenda Item No. 08

Definition of Bathroom Group

PRESENTER: John Nielsen, Plumbing Program Manager

OBJECTIVE: Amend the definition of “Bathroom Group”

ACTION: Informational

BACKGROUND: January 2020 – Steve Bennett, College of Western Idaho, asked the Board to consider amending the definition of “Bathroom Group” in the 2017 Idaho Code as it makes horizontal wet venting a very questionable proposition; affecting the first part of horizontal wet venting where it says a bathroom group can be horizontally wet vented. Plumbing Program Manager John Nielsen agreed the definition of “Bathroom Group” could be more clearly defined; however, would not remove urinals. His interpretation of a horizontal wet vent in a bathroom group is a bathtub or tub/shower, toilet, and lavatory, beyond that additional fixtures can be added.

PROCEDURAL HISTORY:

ATTACHMENTS: Definition



2009 Definition

Bathroom Group – A group of fixtures *consisting* of a water closet, one or two lavatories, and either a bathtub, a combination bath/shower, or a shower and may include a urinal or bidet and an emergency floor drain.

2015 Definition

Bathroom Group. *Any combination* of fixtures, not to exceed one water closet, two lavatories, either one bathtub or one combination bath/shower, and one shower, and may include a bidet and an emergency floor drain.

IDAHO PLUMBING BOARD

Agenda Item No. 09

Accessibility for Service--Water Heaters

PRESENTER: John Nielsen Plumbing Program Manager

OBJECTIVE: Discuss interpretation of code to restrict appliances from being placed in front of water heaters.

ACTION: Informational

BACKGROUND: January 2020 – The Plumbing Program Manager has spoken with Dan Ediger, City of Boise Plumbing Inspection Supervisor. The Uniform Plumbing Code is vague when it comes to allowing appliances to be placed in front of water heaters. At the March 2020 Board meeting, Mr. Ediger would like to discuss the code sections and restricting appliances from being in front of water heaters.

PROCEDURAL HISTORY:

ATTACHMENTS: Documentation



507.26 Accessibility for Service. Appliances shall be

located with respect to building construction and other equipment so as to permit access to the appliance. Sufficient clearance shall be maintained to permit cleaning of heating surfaces; the replacement of filters, blowers, motors, burners, controls, and vent connections; the lubrication of moving parts where necessary; the adjustment and cleaning of burners and pilots; and the proper functioning of explosion vents, where provided.

For attic installation, the passageway and servicing area adjacent to the appliance shall be floored. [NFPA 54:9.2.1]

IDAHO PLUMBING BOARD

Agenda Item No. 10

Program Manager Report

PRESENTER: John Nielsen, Plumbing Program Manager

OBJECTIVE: Provide an update on the Plumbing Program's current activities.

ACTION: Informational

BACKGROUND: This topic is addressed at all regularly scheduled Idaho Plumbing Board meetings.

Additional items to discuss:

- Clarification of Apprentice Hours
 - Plumbing Apprentice Testing Standards
 - Compliance Report.
-

PROCEDURAL HISTORY:

ATTACHMENTS: Compliance Report





PLB% NOV Activity by Date

ICS\thinderliter 9/4/2020 11:57:26 AM
From 3/9/2020 to 9/4/2020

33 Cases 37 Violations



CASE NO	STARTED	CLOSED	Case Type	FEES CHARGED	FEES PAID	BALANCE DUE	STATUS	OFFENDER COMPLAINANT
PLB2003-0003 SANDPOINT	3/13/2020		NOV	\$100.00	\$100.00	\$0.00	APPEAL	BRIAN SMITH
VIOLATION: PLB Failure to Correct								
PLB2003-0004 ATHOL	3/13/2020		NOV	\$600.00	\$600.00	\$0.00	COLLECTIONS	G & G CONTRACTING Garrett Gosch Ray Jones
VIOLATION: PLB Unlicensed Contractor								
VIOLATION: PLB Unlicensed Individual								
PLB2003-0005 RIGBY	3/16/2020	3/24/2020	NOV	\$100.00	\$100.00	\$0.00	PAID	PATRIOT PLUMBING
VIOLATION: PLB Unlicensed Individual - Failure to Supervise								
PLB2003-0006 IDAHO FALLS	3/13/2020	3/19/2020	NOV	\$0.00	\$0.00	\$0.00	WARNING	MATHEWS PLBG & HTG INC
VIOLATION: PLB Failure to Permit, Pay Fee, or Request Inspection								
PLB2003-0007 POCATELLO	3/24/2020	3/25/2020	NOV	\$0.00	\$0.00	\$0.00	WARNING	STEAMATIC OF IDAHO FALLS
VIOLATION: PLB Unlicensed Contractor								
PLB2003-0008 COEUR D ALENE	3/30/2020	5/1/2020	NOV	\$100.00	\$100.00	\$0.00	PAID	BILLS HEATING AND AIR APPLIANCE REPAIR
VIOLATION: PLB Failure to Permit, Pay Fee, or Request Inspection								

PLB2003-0009 CALDWELL	4/1/2020	4/2/2020	NOV	\$0.00	\$0.00	\$0.00	WARNING	PERFECT PLUMBING AND AIR
VIOLATION: PLB Unlicensed Individual - Failure to Supervise								
PLB2004-0001 BOISE	4/6/2020		NOV	\$600.00	\$0.00	\$600.00	COLLECTIONS	JONATHAN LARSEN
VIOLATION: PLB Unlicensed Individual								
VIOLATION: PLB Unlicensed Contractor								
PLB2004-0002 DONNELLY	4/8/2020		NOV	\$600.00	\$0.00	\$600.00	COLLECTIONS	AARON MIRAVILLE
VIOLATION: PLB Unlicensed Contractor								
VIOLATION: PLB Unlicensed Individual								
PLB2004-0003 POCATELLO	4/9/2020		NOV	\$600.00	\$0.00	\$600.00	COLLECTIONS	DAVID BANNISTER
VIOLATION: PLB Unlicensed Contractor								
VIOLATION: PLB Unlicensed Individual								
PLB2005-0001 COEUR D ALENE	5/1/2020		NOV	\$1000.00	\$0.00	\$1000.00	COLLECTIONS	AFFORDABLE PLUMBING PROFESSIONALS
VIOLATION: PLB Failure to Correct								
PLB2005-0002 SALMON	5/5/2020	7/2/2020	NOV	\$100.00	\$100.00	\$0.00	PAID	Scott Hatch
VIOLATION: PLB Failure to Permit, Pay Fee, or Request Inspection								

PLB2005-0003 HAYDEN	5/6/2020	6/19/2020	NOV	\$100.00	\$100.00	\$0.00	PAID	MAINSTREAM ELEC HTG COOL & PLBG
VIOLATION: PLB Unlicensed Individual - Failure to Supervise								
PLB2005-0004 CALDWELL	5/7/2020	5/8/2020	NOV	\$0.00	\$0.00	\$0.00	WARNING	LOGAN PARK JAKE WOOD CITY OF CALDWELL
VIOLATION: PLB Unlicensed Contractor								
PLB2005-0006 BLACKFOOT	5/21/2020	6/10/2020	NOV	\$200.00	\$200.00	\$0.00	PAID	ADVANCED PLUMBING & MECHANICAL INC
VIOLATION: PLB Failure to Permit, Pay Fee, or Request Inspection								
PLB2005-0007 RIGBY	5/22/2020		NOV	\$0.00	\$0.00	\$0.00	WARNING	ADDISON PLUMBING LLC
VIOLATION: PLB Failure to Permit, Pay Fee, or Request Inspection								
PLB2005-0008 RIGBY	5/22/2020		NOV	\$0.00	\$0.00	\$0.00	WARNING	JOHN JENKINS WELDING
VIOLATION: PLB Failure to Permit, Pay Fee, or Request Inspection								
VIOLATION: PLB Warning								
PLB2006-0001 AMMON	6/1/2020		NOV	\$0.00	\$0.00	\$0.00	WARNING	WARDS PLUMBING
VIOLATION: PLB Failure to Request Inspection								

PLB2006-0002 SMELTERVILLE	6/3/2020		NOV	\$1000.00	\$1000.00	\$0.00	APPEAL	TRADEMARK MECHANICAL INC
VIOLATION: PLB Failure to Correct								
PLB2006-0003 BOISE	6/8/2020	6/16/2020	NOV	\$100.00	\$100.00	\$0.00	PAID	PERFECT PLUMBING AND AIR
VIOLATION: PLB Failure to Correct								
PLB2006-0004 DALTON GARDENS	4/17/2020		NOV	\$100.00	\$100.00	\$0.00	PAID	COMFORT HEATING & AIR INC
VIOLATION: PLB Failure to Correct								
PLB2006-0005 DOVER	6/10/2020	6/29/2020	NOV	\$100.00	\$100.00	\$0.00	PAID	WILLS PLB & HTG
VIOLATION: PLB Failure to Correct								
PLB2006-0006 HAMMETT	6/10/2020	7/22/2020	NOV	\$100.00	\$100.00	\$0.00	PAID	R&A PLUMBING SERVICES LLC
VIOLATION: PLB Unlicensed Individual - Failure to Supervise								
PLB2006-0007 VICTOR	6/24/2020	7/17/2020	NOV	\$100.00	\$100.00	\$0.00	PAID	TATES PLUMBING & REPAIR LLC
VIOLATION: PLB Failure to Permit, Pay Fee, or Request Inspection								
PLB2006-0008 GRANGEVILLE	6/25/2020	7/2/2020	NOV	\$0.00	\$0.00	\$0.00	WARNING	PRAIRIE PLUMBING

PLB2008-0006 KOOSKIA	8/31/2020		NOV	\$100.00	\$0.00	\$100.00	PENDING	PRAIRIE PLUMBING PRAIRIE PLUMBING
VIOLATION: PLB Failure to Correct								
PLB2008-0007 ELK CITY	8/31/2020		NOV	\$500.00	\$0.00	\$500.00	PENDING	PRAIRIE PLUMBING PRAIRIE PLUMBING
VIOLATION: PLB Failure to Correct								
Total Cases: 33				\$8000.00	\$2800.00	\$5200.00		

PLUMBING 2020 1ST EXAM

PLB 2020		JAN	FEB	MAR	APR	MAY	JUN	JUL	AUG	SEP	OCT	NOV	DEC	TTL	%
CSI	T	1	1	1	1	1	1	2	1					9	78%
	P	1	0	1	1	1	1	1	1					7	
CWI	T	3	3	0	1	6	3	15	5					36	78%
	P	2	3	0	1	5	3	10	4					28	
EITC	T	1	0	0	0	1	2	0	0					4	100%
	P	1	0	0	0	1	2	0	0					4	
OOS JATC	T	0	1	0	0	0	1	0	1					3	67%
	P	0	1	0	0	0	1	0	0					2	
ISU	T	1	0	0	0	0	2	1	0					4	0%
	P	1	0	0	0	0	2	0	0					3	
JATC EAST	T	0	0	0	0	0	0	0	0					0	0%
	P	0	0	0	0	0	0	0	0					0	
JATC SW	T	0	0	1	1	12	10	14	3					41	71%
	P	0	0	1	1	12	6	7	2					29	
LCSC	T	0	0	0	0	0	0	4	1					5	80%
	P	0	0	0	0	0	0	3	1					4	
NIC	T	0	0	0	0	1	2	7	3					13	85%
	P	0	0	0	0	1	0	7	3					11	
PREV HELD	T	0	1	0	0	1	1	4	1					8	88%
	P	0	1	0	0	1	1	3	1					7	
OOS	T	3	3	0	0	5	1	5	6					23	65%
	P	0	3	0	0	3	1	4	4					15	
TOTAL	T	9	9	2	3	27	23	52	21	0	0	0	0	146	75%
	P	5	8	2	3	24	17	35	16	0	0	0	0	110	
%		56%	89%	100%	100%	89%	74%	67%	76%	####	####	####	####	75%	

IDAHO PLUMBING BOARD

Agenda Item No. 11

Administrator

PRESENTER: Ron Whitney, Administrator

OBJECTIVE: Provide an overview of the Division's current activities.

ACTION: Informational

BACKGROUND: This topic is addressed at all regularly scheduled Idaho Plumbing Board meetings.

**PROCEDURAL
HISTORY:**

ATTACHMENTS: Financial Report





Division of Building Safety
IDAHO PLUMBING BOARD FUND 0229-03
Fiscal Year 2021 Financial Statements
As of 07/31/20

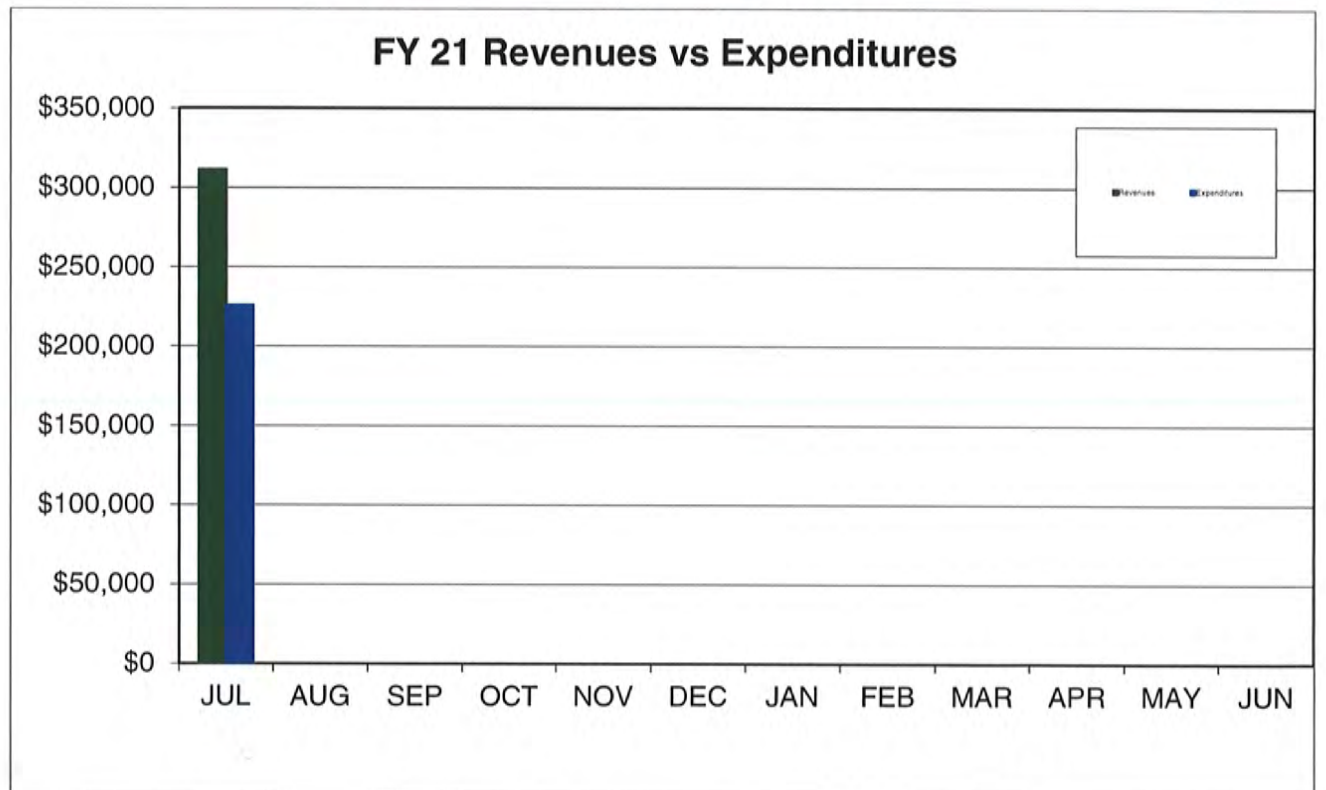
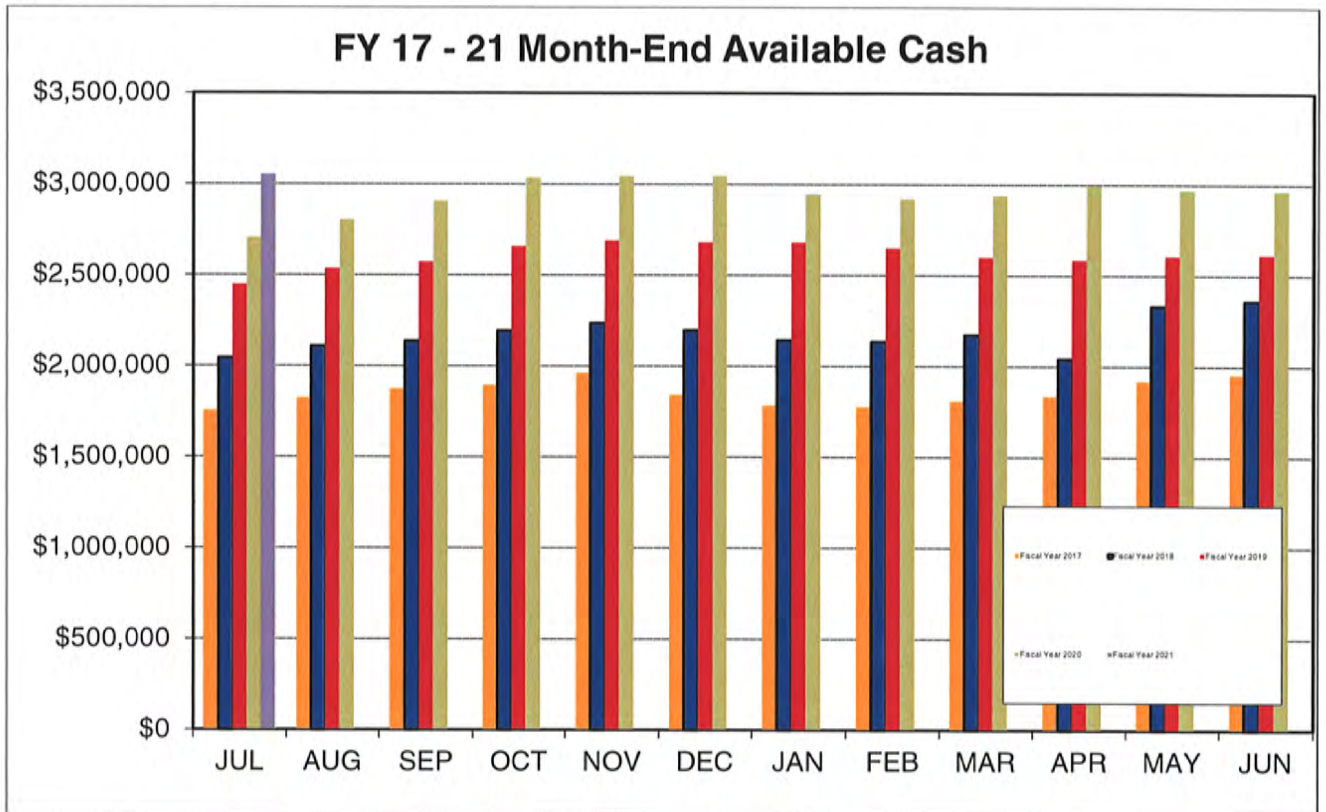
Statement of Revenues and Expenditures

Class	Budget	Fiscal Year To Date	YTD as a % of Budget	Remaining Budget	Projected for Remainder of Year	Projected Year End Totals	Projected Total as a % of Budget
Revenues:	2,886,600	311,270	10.8%	2,575,330	2,800,786	3,112,056	107.8%
Expenditures							
Personnel:	2,255,400	160,223	7.1%	2,095,178	1,922,670	2,082,893	92.4%
Operating:	433,100	65,454	15.1%	367,646	810,942	876,396	202.4%
Capital:	198,100	0	0.0%	198,100	198,100	198,100	100.0%
Total Expenditures	2,886,600	225,677	7.8%	2,660,923	2,931,712	3,157,388	109.4%
Net for FY 2021	0	85,593			(130,926)	(45,333)	

Statement of Cash Balance

July 1, 2020 Beginning Cash Available	Fiscal Year to Date Revenues	Fiscal Year to Date Expenditures and Encumbrances	Other Changes in Cash	Available Cash as of July 31, 2020	Projected Change in Cash for Remainder of Year	Projected Year End Available Cash
2,963,098	311,270	(225,677)	3,802	3,052,493	(130,926)	2,921,567

IDAHO PLUMBING BOARD FUND 0229-03



IDAHO PLUMBING BOARD FUND 0229-03

